



Community Meeting



Rezoning Spring 2024

February 12, 2024

 Orange County
Public Schools

Student Enrollment Community Meeting

Technical Rezoning

Ocoee Crown Point Planned Unit Development (PUD) Alignment

Targeted Rezoning

Piedmont Lakes MS - Apopka MS Adjustment

Wekiva HS - Apopka HS Adjustment

Millennia Gardens Option

Relief Schools

130-E-2 Relief School

Rezoning Process

School Board Policy - JC

- Superintendent commences rezoning
- Timeline developed
- Meet with principals, executive leaders, and school board members
- Research and data collection
- Community Meeting(s)
- Rule Development Workshop
- Public Hearing
- Rezoning Notebook

Rezoning Types

| Technical | Targeted | Relief School |
|---|--|---|
| <ul style="list-style-type: none">• Generally uninhabited property• No students involved | <ul style="list-style-type: none">• Affects a small area• Limited number of students involved | <ul style="list-style-type: none">• Opening of a new school• Affects a large area• Affects a large number of students |

Rezoning Timeline

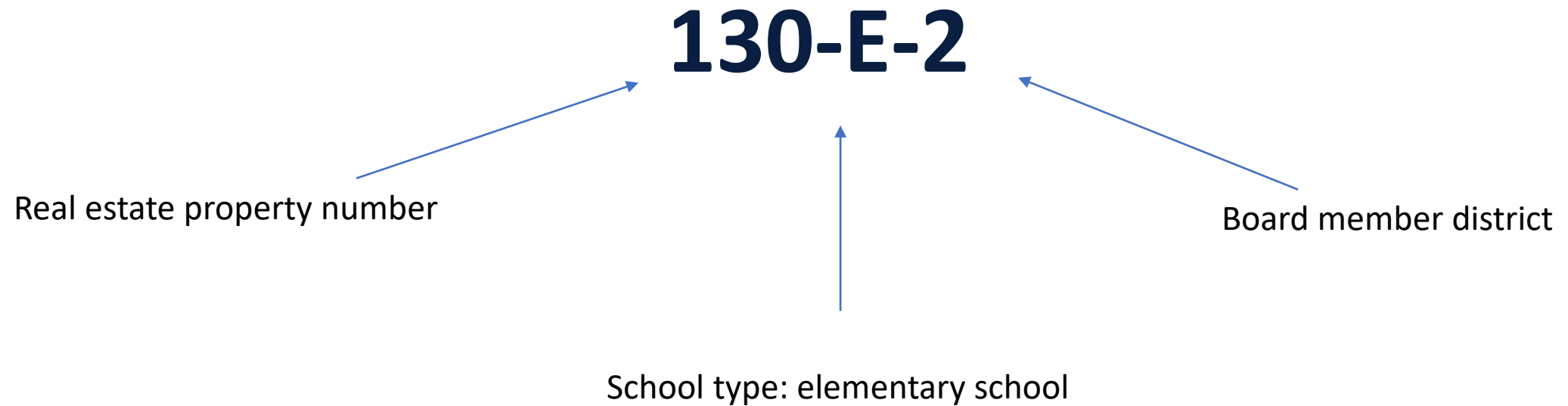
| Date | Event | Time |
|-------------------|--|------------|
| February 12, 2024 | Community Meeting | 6:00 p.m. |
| February 20, 2024 | School Board Work Session | 10:00 a.m. |
| March 26, 2024 | School Board Rule Development Workshop | 5:00 p.m. |
| April 23, 2024* | School Board Meeting – Public Hearing | 5:30 p.m. |

*Revised

School Opening Timeline

| Rezoning | Commencing |
|--|-------------------|
| Ocoee Crown Point PUD Alignment - Technical Rezoning | August 2024 |
| Piedmont Lakes MS - Apopka MS Adjustment - Targeted Rezoning | August 2024 |
| Wekiva HS - Apopka HS Adjustment - Targeted Rezoning | August 2024 |
| Millennia Gardens Option – Targeted Rezoning | August 2024 |
| 130-E-2 – Relief School | August 2025 |

Naming Convention



Rezoning on OCPS Website

www.ocps.net

- New Families
- How to Enroll
- School Rezonings

The screenshot shows the OCPS website navigation menu. The 'Student Enrollment' link is highlighted in yellow. Below it, a list of departments includes: Enrollment Procedures, Find My School, Educational Guardianship, Verification of Residence, International Students, School Attendance Zone Maps, Map Library, School Rezonings (highlighted in yellow), Enrollment Summary, Demographics, and GIS. A blue box on the right says 'Now Accepting for the 2020-21'. Below that, it says 'Welcome to the Office' and 'Thank you for choosing Orange County Public Schools. The process of enrolling your child has many requirements.' At the bottom, it says 'Select the button that best describes your situation' and shows a blue button with 'C', 'B', and 'A' on its faces.

The screenshot shows the 'Rezoning Currently in the Works' page. It features a list of rezoning categories with up and down arrows: School Attendance Rezoning Process (purple), Elementary Schools (dark blue), Middle Schools (red), K-8 Schools (green), and High Schools (purple). Below the list, there is a link for 'Interactive Map Instructions - Click here.' and a section for 'Apopka HS Adjustment (2024) (Targeted)' with a 'Timeline – coming soon.' Below that, a 'Community Meeting' is scheduled for February 12, 2024 (6:00pm) at the Ronald Blocker Educational Leadership Center, 445 W Amelia St, Orlando, FL 32801. Schools potentially impacted are Wekiva HS & Apopka HS. Attendance Zone Map: Coming Soon. Interactive Zone Map (2025): Coming Soon.

Rezoning on OCPS Website

Current Rezoning



Rezoning Currently in the Works

- School Attendance Rezoning Process ↑
- Elementary Schools ↑
- Middle Schools ↑
- K-8 Schools ↑
- High Schools ↑

Updated Timeline
-Relief Schools (80-H-SW-4 & 113-H-W-4)
Schools impacted:
80-H-SW-4: Dr. Phillips and Freedom
113-H-W-4: West Orange and Windermere
1st Community Meeting - [Presentation](#) 3/4/2020
2nd Community Meeting - Online [link](#) 9/3/2020 @ 6:30pm

Maps:
Proposed Options [80-H-SW-4](#)
Interactive Maps [Option 1](#) [Option 2](#)

Proposed Options [113-H-W-4](#)
Interactive Maps [Option 1](#) [Option 2](#) [Option 3](#) [Option 4](#)

Community Input Surveys:
[80-H-SW-4](#) (re-opens 9/4/2020)
[113-H-W-4](#) (re-opens 9/4/2020)

Board Approved Rezoning

- Elementary Schools ↑

School Levels



Timeline



Community Meetings



Maps / Options



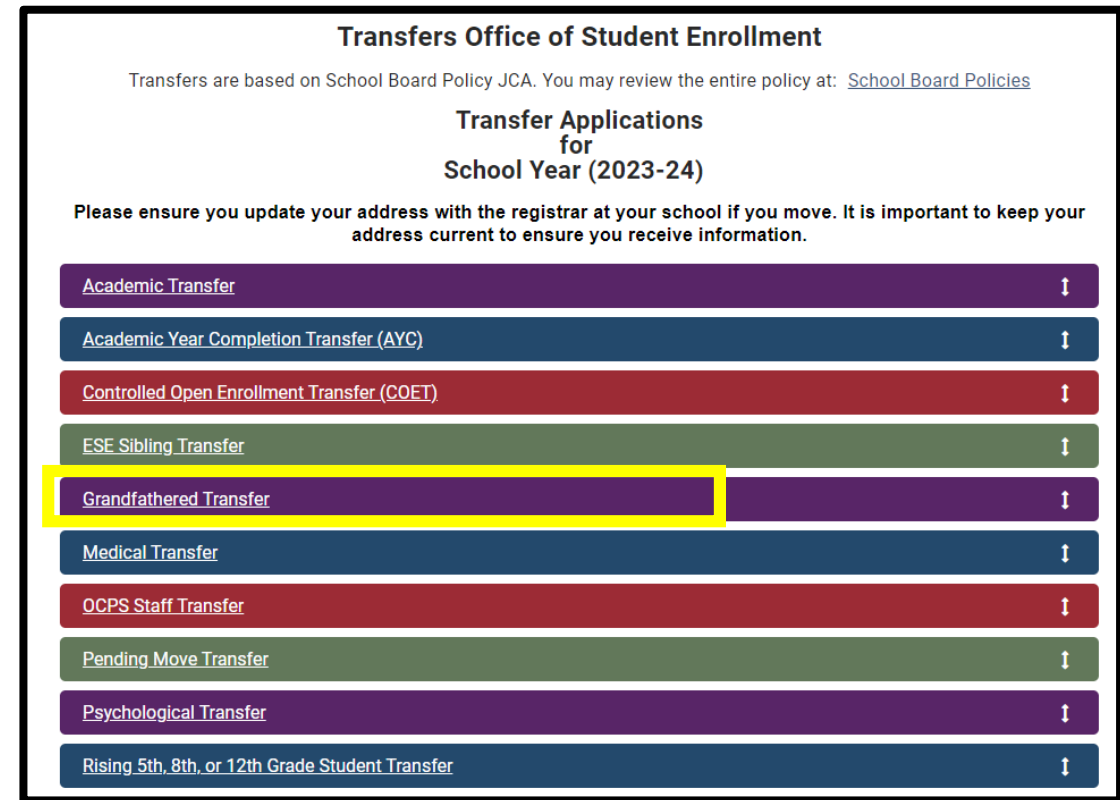
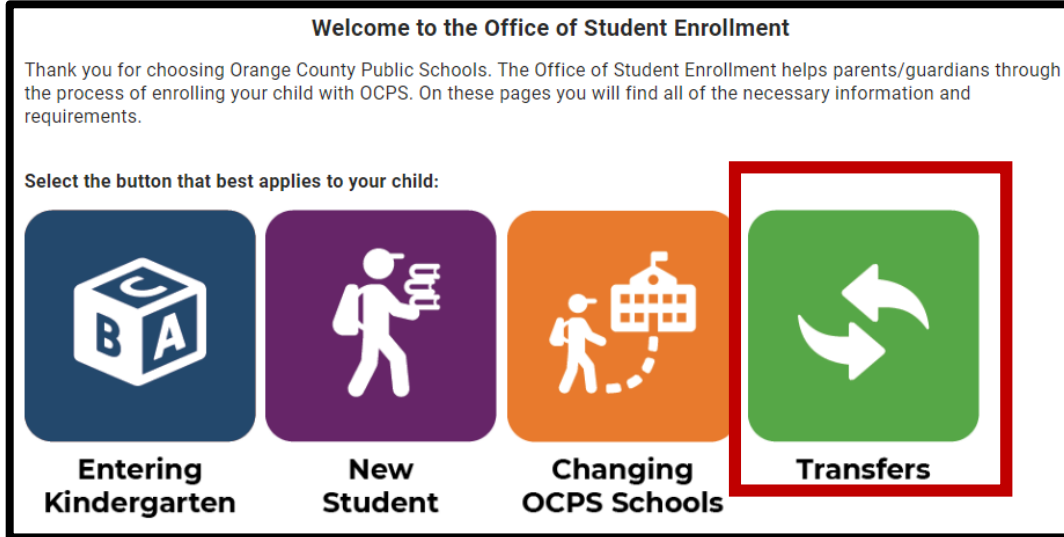
Input Survey Links



Board Approved Rezoning



Grandfathered Transfer



Grandfathered Transfer

A Grandfathered Transfer is available:

- For a student who has been rezoned by OCPS two or more times during a school level (K-5, 6-8, 9-12) at the current address
- For a student who has been rezoned from an established school to another established school. In this case, the student may remain at the existing school instead of being assigned to the rezoned school
- For a student who will be in the 5th or 8th grade and will be rezoned to a new relief elementary or middle school

Grandfathered Transfer

The following shall apply to Grandfathered Transfers:

- Transportation is not provided by OCPS
- Siblings may be eligible to transfer with the student who is granted the Grandfathered Transfer, so long as the school has an available seat for the sibling and is not over capacity. In addition, the transfer for the sibling will only be available for one school year.
- Deadline to apply: April 30, 2024, for targeted rezoning(s)
April 30, 2025, for relief school(s)

Community Input Survey

| Rezoning | Survey Links |
|--|---|
| Ocoee Crown Point PUD Alignment - Technical Rezoning | https://arcg.is/19unq40 |
| Piedmont Lakes MS - Apopka MS Adjustment - Targeted Rezoning | https://arcg.is/10K0ay0 |
| Wekiva HS - Apopka HS Adjustment - Targeted Rezoning | https://arcg.is/19unq40 |
| Millennia Gardens Option – Targeted Rezoning | https://arcg.is/HjGC |
| 130-E-2 – Relief School | https://arcg.is/08az9P |

By 7:00 AM Monday, March 11, 2024

One input per household

Community Input

Petitions

Must include your name and address

Received in the Office of Student Enrollment

By 7:00 AM Monday, March 11, 2024

One input per household

Community Input

Community Input by email:

schoolrezoning@ocps.net

Must include your name and address

By 7:00 AM Monday, March 11, 2024

One input per household

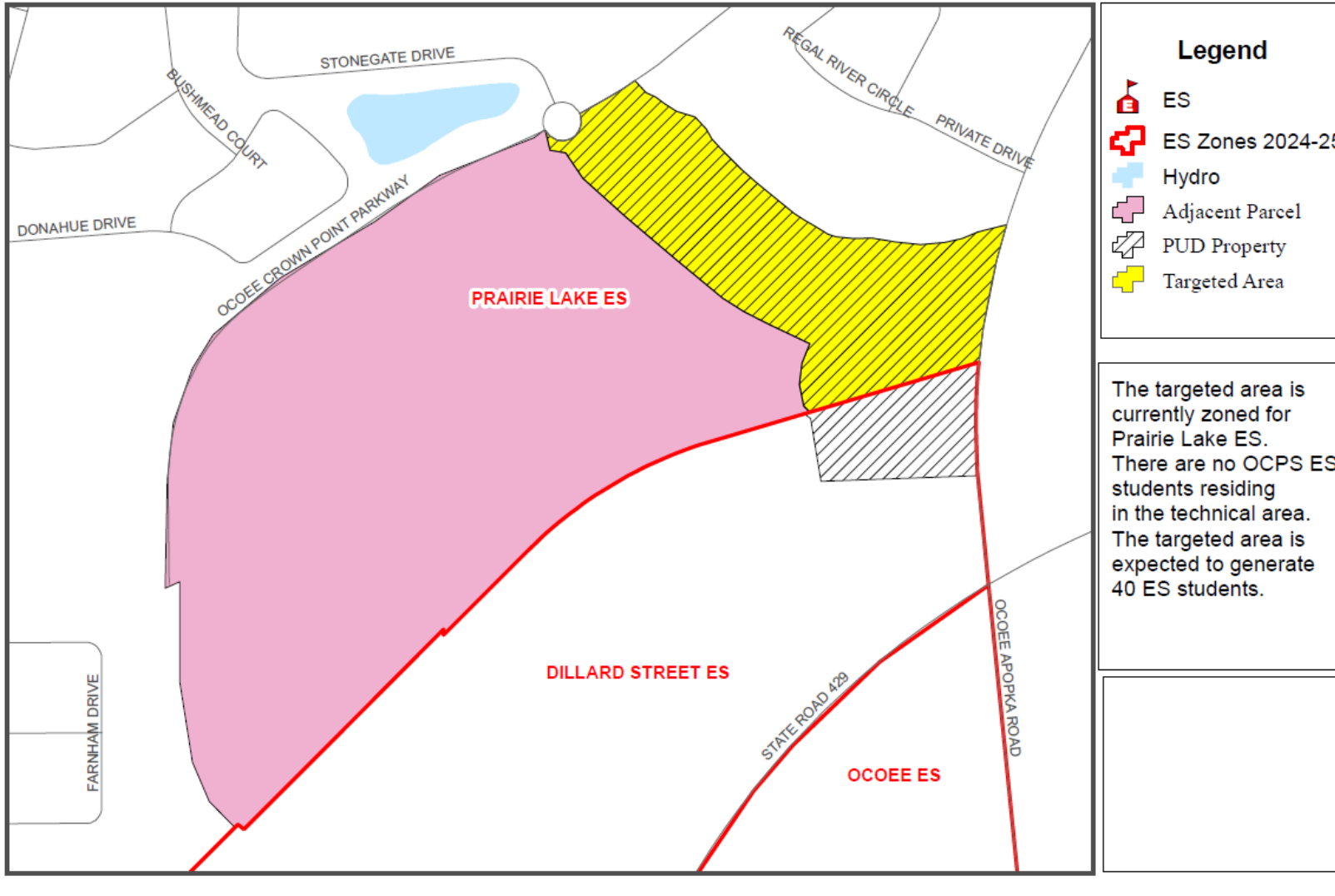
Questions and Answers

Technical Rezoning

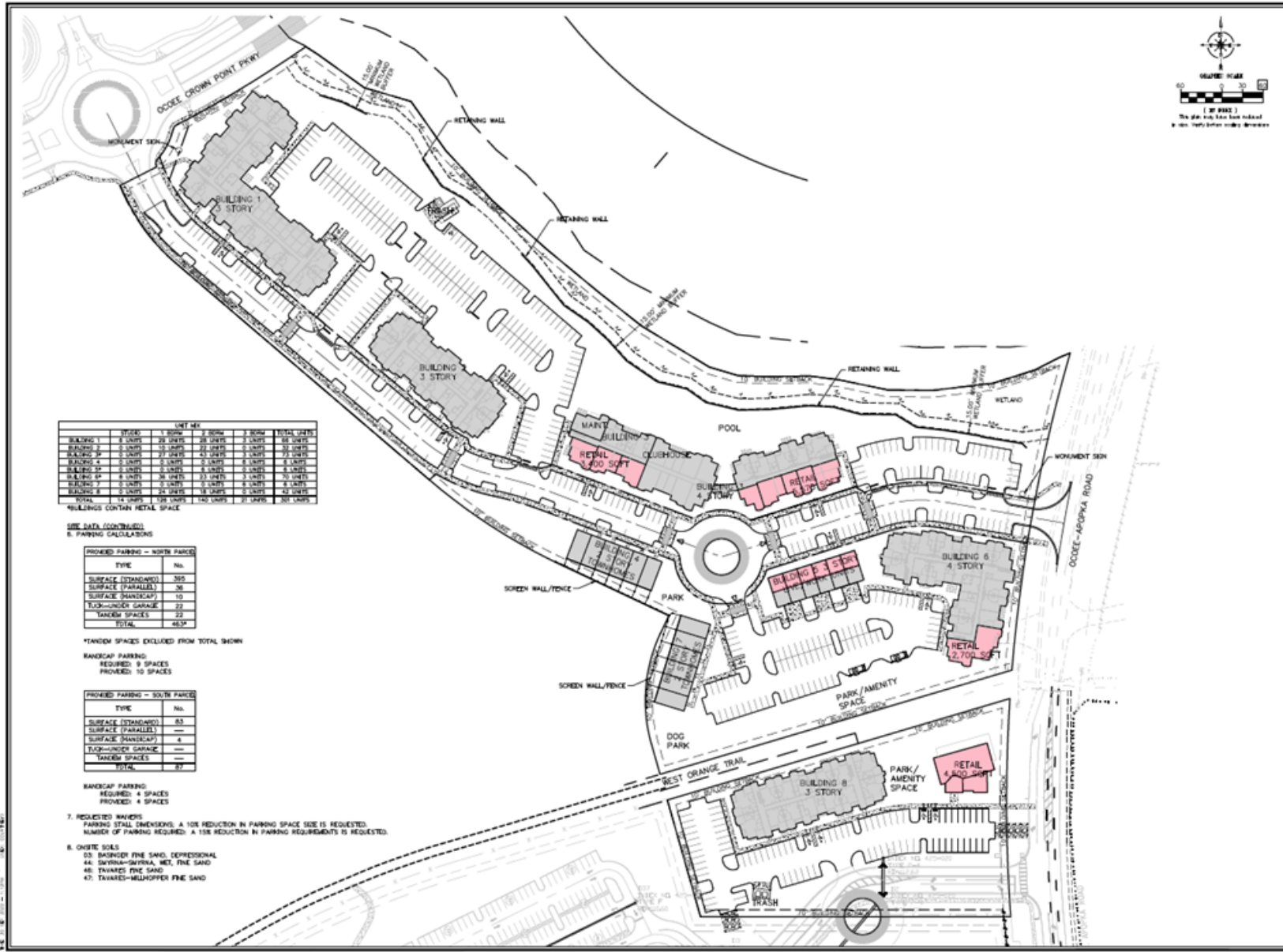
Ocoee Crown Point Planned Unit Development (PUD) Alignment



Ocoee Crown Point PUD Alignment - Technical Rezoning

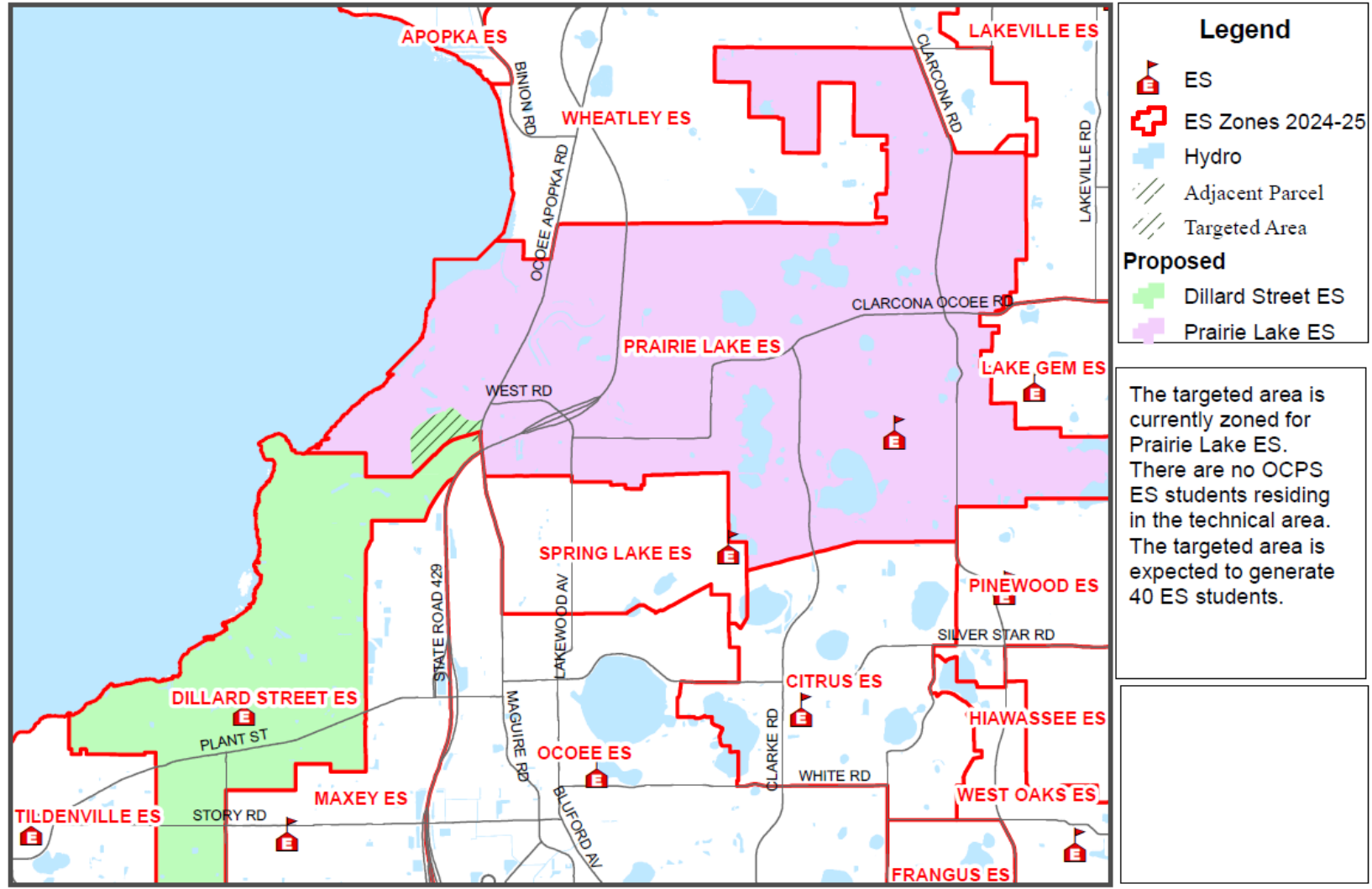


Rezoning Spring 2024





Ocoee Crown Point PUD Alignment - Technical Rezoning



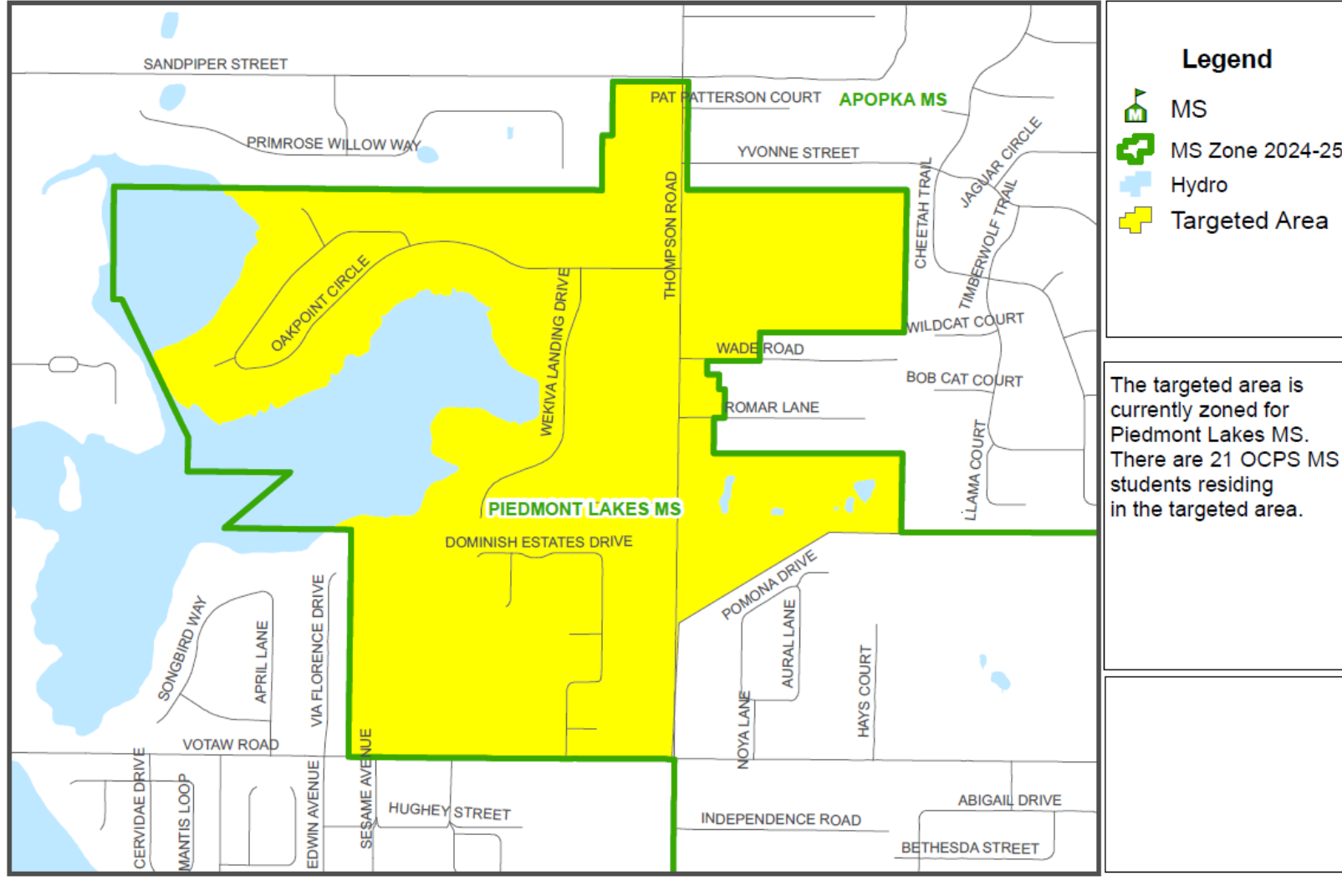
Rezoning Spring 2024

Targeted Rezoning

Piedmont Lakes MS - Apopka MS Adjustment



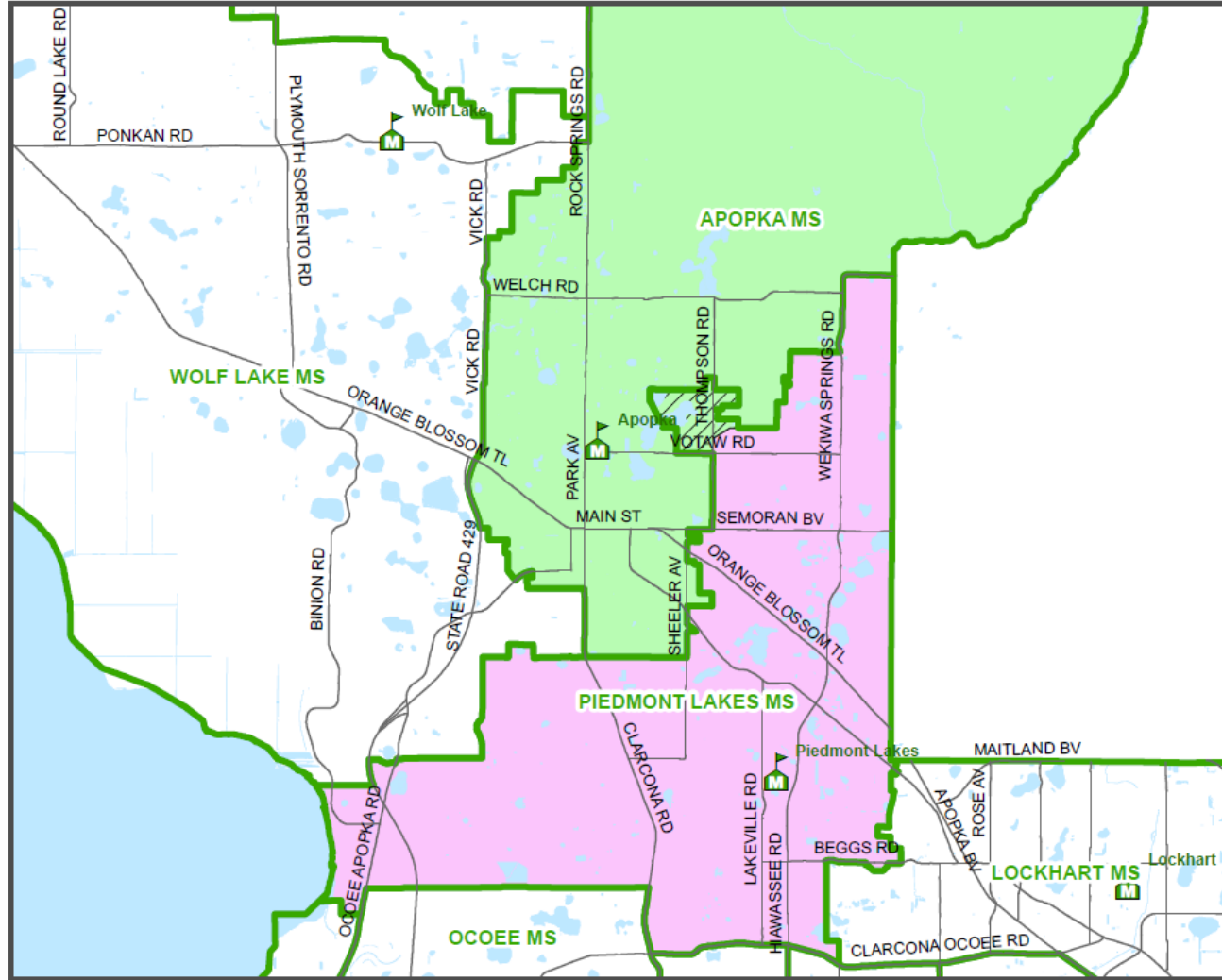
Piedmont Lakes MS - Apopka MS Adjustment - Targeted Rezoning



Rezoning Spring 2024



Piedmont Lakes MS - Apopka MS Adjustment - Targeted Rezoning



Legend

- MS
- MS Zone 2024-25
- Hydro
- Targeted Area

Proposed

- Apopka MS
- Piedmont Lakes MS

The targeted area is currently zoned for Piedmont Lakes MS. There are 21 OCPS MS students residing in the targeted area.



Piedmont - Apopka Adjustment - Targeted Rezoning

| School (Program Capacity) | Enrollment 10/16/2023 (%W/B/O) (%Non-H/H) | Current Number of Students Residing | Proposed Resides* (%W/B/O) (%Non-H/H) (Projected Students 2024) | FARMS | ESE | ELL |
|------------------------------|--|--|--|---------------------------|---------------------------|---------------------------|
| | | | | C: Current P: Proposed | C: Current P: Proposed | C: Current P: Proposed |
| Apopka MS (1,076) | 912 (66/27/7) (48/52) | 1,047 | 1,068 (68/25/7) (52/48) (880-900) | C: 56% P: 56% | C: 14% P: 14% | C: 9% P: 9% |
| Piedmont MS (911) | 916 (59/35/6) (51/49) | 1,064 | 1,043 (61/32/7) (53/47) (875-895) | C: 61% P: 61% | C: 14% P: 14% | C: 8% P: 9% |
| (1,987) | Total 1,828 | Total 2,111 | Total 2,111 | | | |

FARMS, ESE, & ELL numbers reflect students currently residing in these school zones

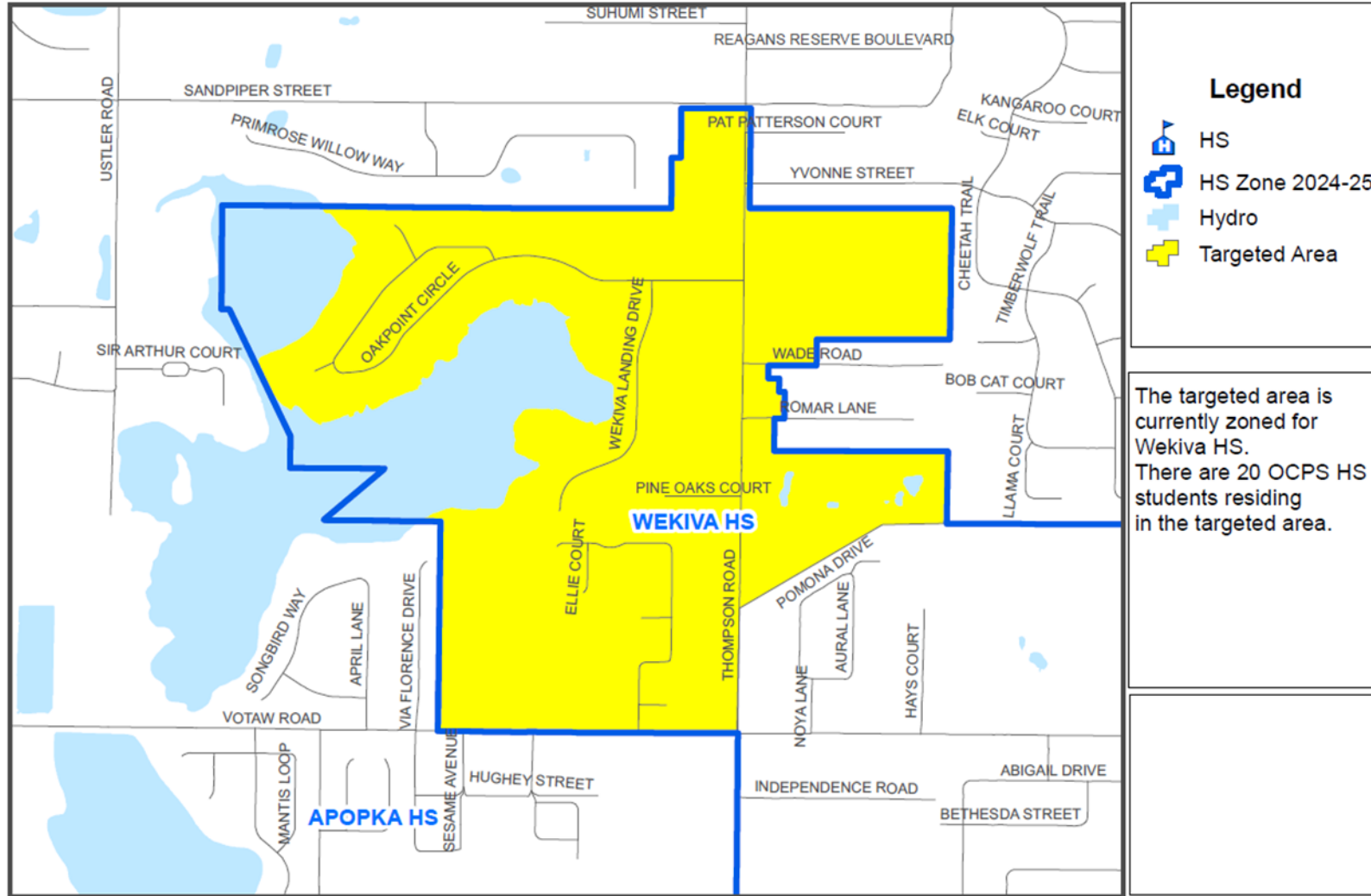
*Geo-coded students for the 2023-24 school year

Targeted Rezoning

Wekiva HS - Apopka HS Adjustment



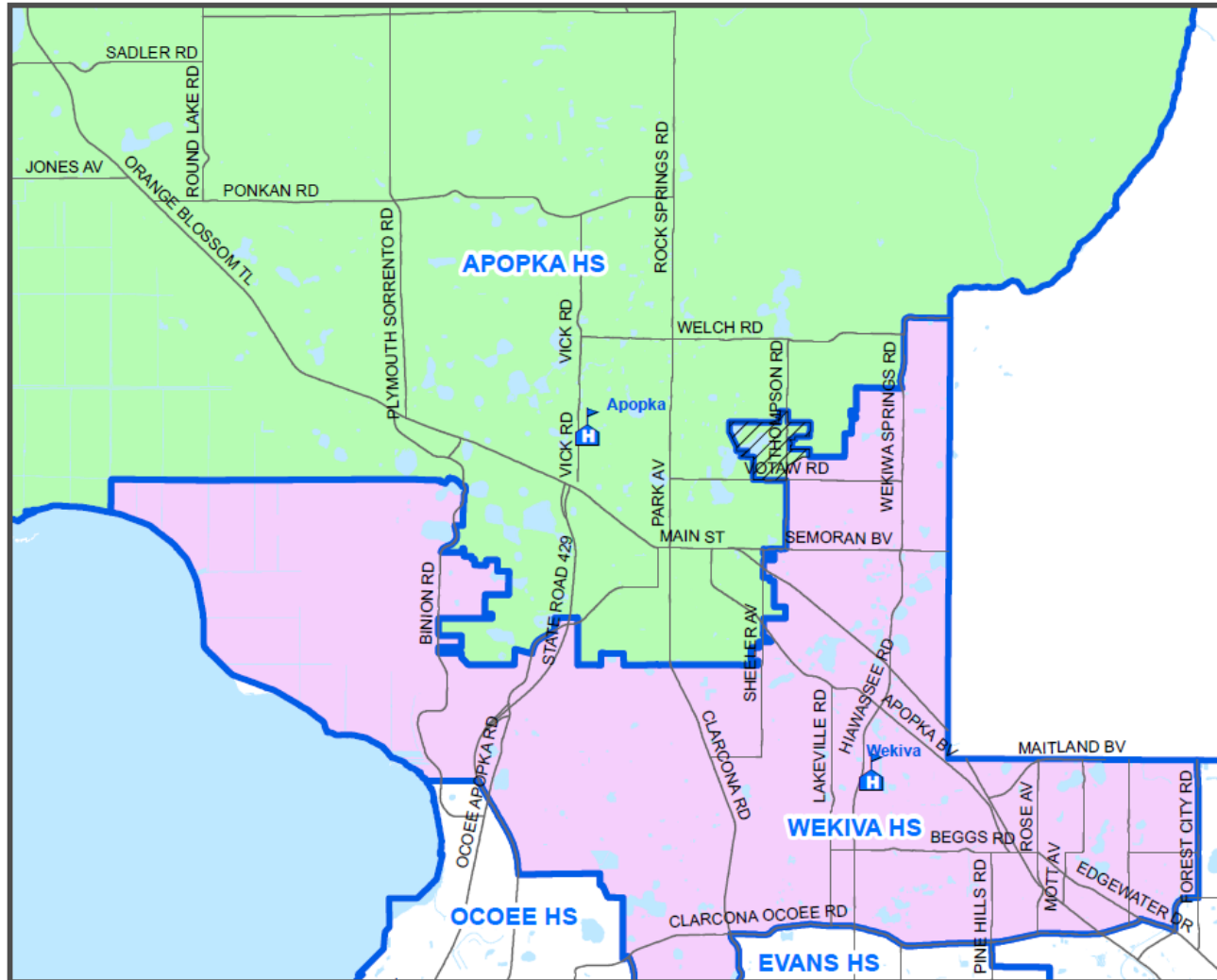
Wekiva HS - Apopka HS Adjustment - Targeted Rezoning



Rezoning Spring 2024



Wekiva HS - Apopka HS Adjustment - Targeted Rezoning



Legend

- HS
- Targeted Area
- HS Zone 2024-25
- Hydro
- Proposed**
- Apopka HS
- Wekiva HS

The targeted area is currently zoned for Wekiva HS. There are 20 OCPS HS students residing in the targeted area.

Rezoning Spring 2024



Wekiva HS - Apopka HS Adjustment - Targeted Rezoning

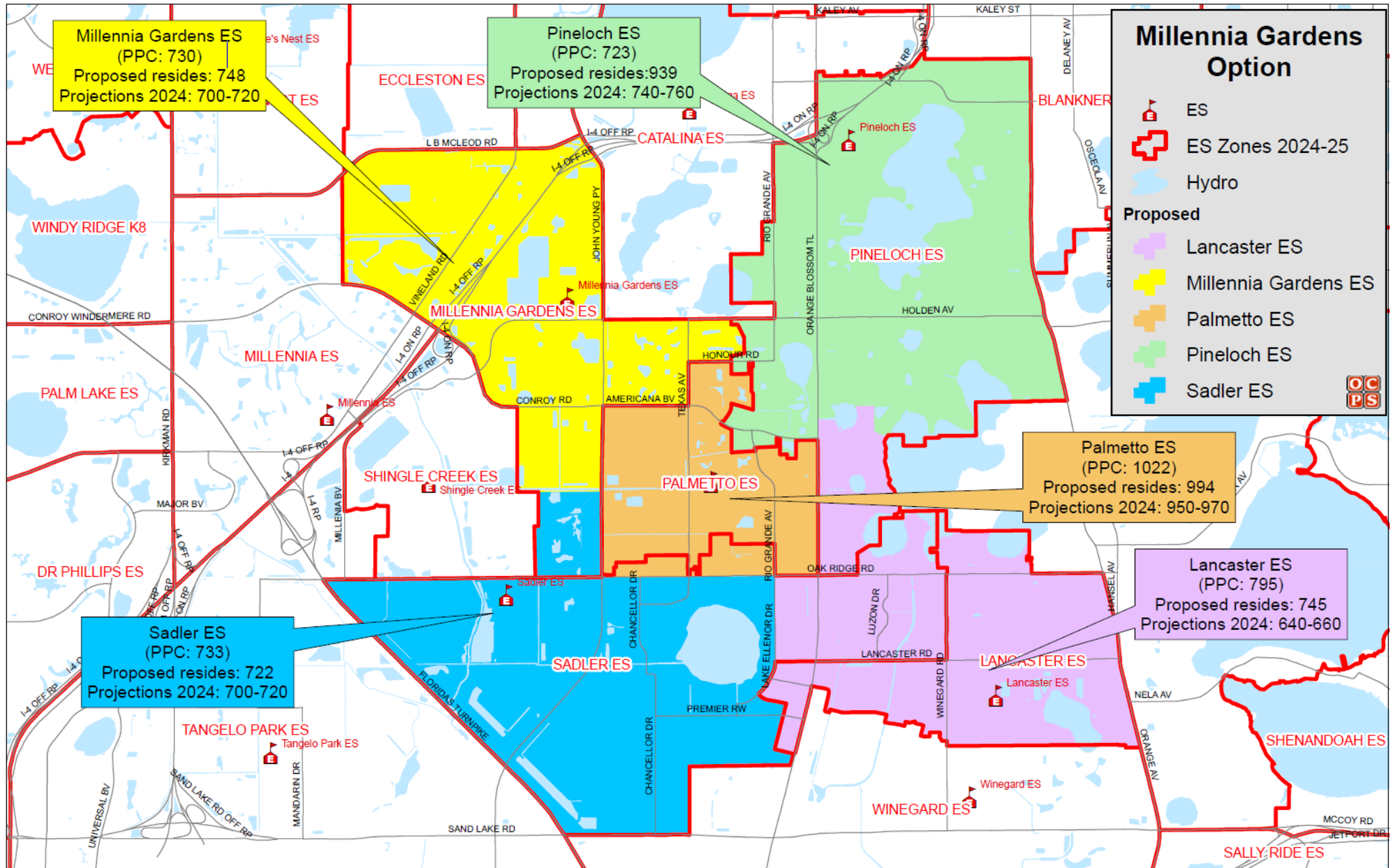
| School (Program Capacity) | Enrollment 10/16/2023 (%W/B/O) (%Non-H/H) | Current Number of Students Residing | Proposed Resides* (%W/B/O) (%Non-H/H) (Projected Students 2024) | FARMS | ESE | ELL |
|------------------------------|--|--|--|---------------------------|---------------------------|---------------------------|
| | | | | C: Current P: Proposed | C: Current P: Proposed | C: Current P: Proposed |
| Apopka HS (3,198) | 3443 (61/33/6) (62/38) | 3,888 | 3,911 (63/30/7) (62/38) (3520-3560) | C: 40% P: 40% | C: 11% P: 11% | C: 4% P: 4% |
| Wekiva HS (2,798) | 2,187 (42/54/4) (68/32) | 2,564 | 2,541 (47/48/5) (67/33) (2180-2220) | C: 51% P: 51% | C: 12% P: 12% | C: 5% P: 5% |
| (5,996) | Total 5,630 | Total 6,452 | Total 6,452 | | | |

FARMS, ESE, & ELL numbers reflect students currently residing in these school zones


*Geo-coded students for the 2023-24 school year

Targeted Rezoning

Millennia Gardens Option



Rezoning - Spring 2024

|  Millennia Gardens Option | | | | | | |
|---|--|--|--|------------------------------------|----------------------------------|----------------------------------|
| School (Program Capacity) | Enrollment 10/16/2023 (%W/B/O) (%Non-H/H) | Current Number of Students Residing | Proposed Resides* (%W/B/O) (%Non-H/H) (Projected Students 2024) | FARMS C: Current P: Proposed | ESE C: Current P: Proposed | ELL C: Current P: Proposed |
| Lancaster ES (795) | 574 (73/23/4) (22/78) | 627 | 745 (73/21/6) (25/75) (640-660) | C: 75% P: 74% | C: 9% P: 9% | C: 45% P: 45% |
| Millennia Gardens ES (730) | 832 (48/46/6) (51/49) | 909 | 748 (48/47/5) (55/45) (700-720) | C: 64% P: 64% | C: 10% P: 9% | C: 37% P: 34% |
| Palmetto ES (1,022) | 831 (27/62/11) (63/37) | 870 | 994 (36/54/10) (57/43) (950-970) | C: 73% P: 70% | C: 12% P: 11% | C: 47% P: 51% |
| Pineloch ES (723) | 751 (23/74/3) (73/27) | 972 | 939 (27/68/5) (74/26) (740-760) | C: 69% P: 69% | C: 11% P: 11% | C: 34% P: 33% |
| Sadler ES (733) | 725 (77/19/4) (32/68) | 770 | 722 (71/25/4) (34/66) (700-720) | C: 63% P: 64% | C: 7% P: 9% | C: 66% P: 64% |
| (4,003) | Total 3,713 | Total 4,148 | Total 4,148 | | | |

FARMS, ESE, & ELL numbers reflect students currently residing in these school zones

*Geo-coded students for the 2023-24 school year

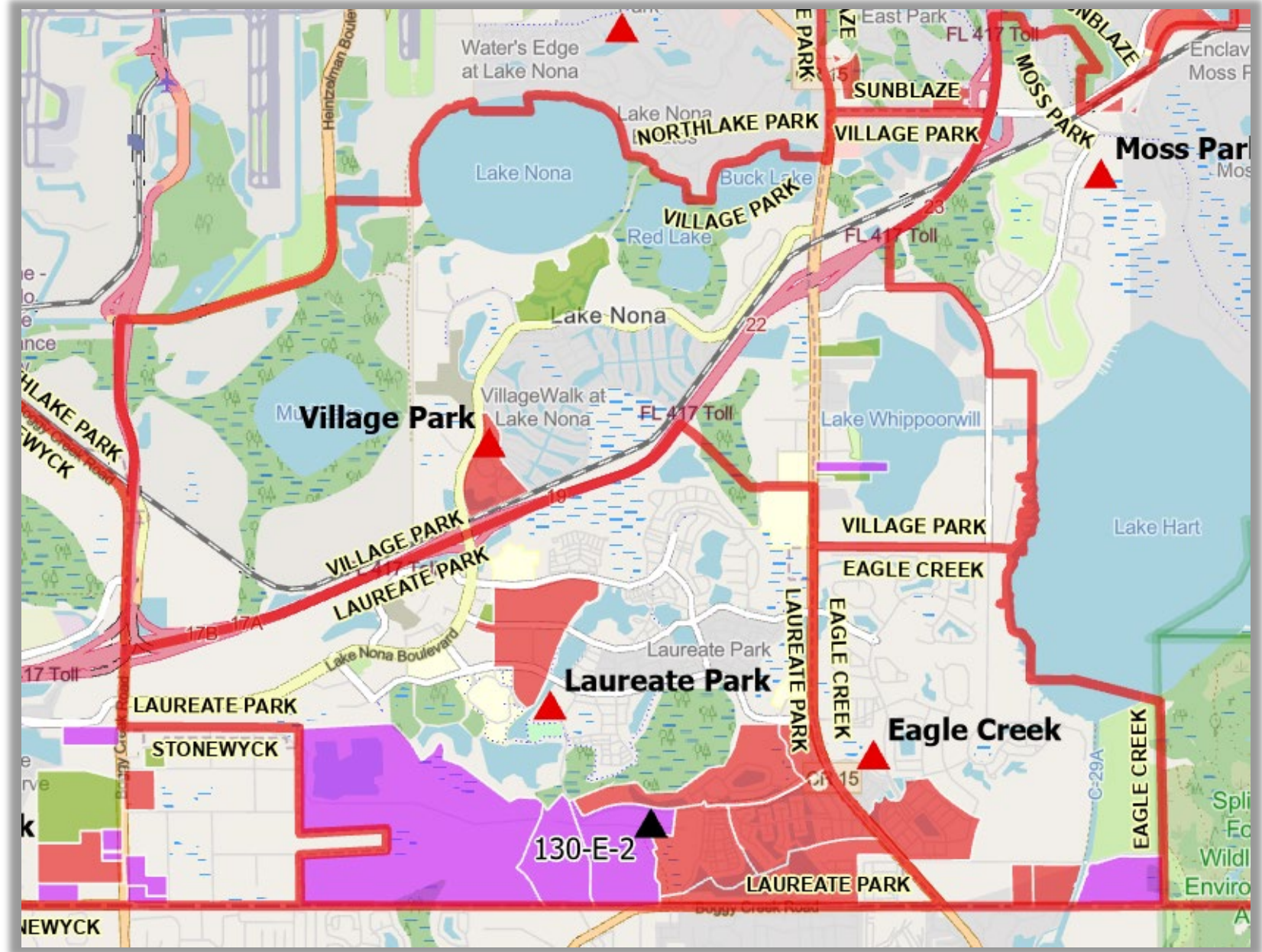
Relief Schools

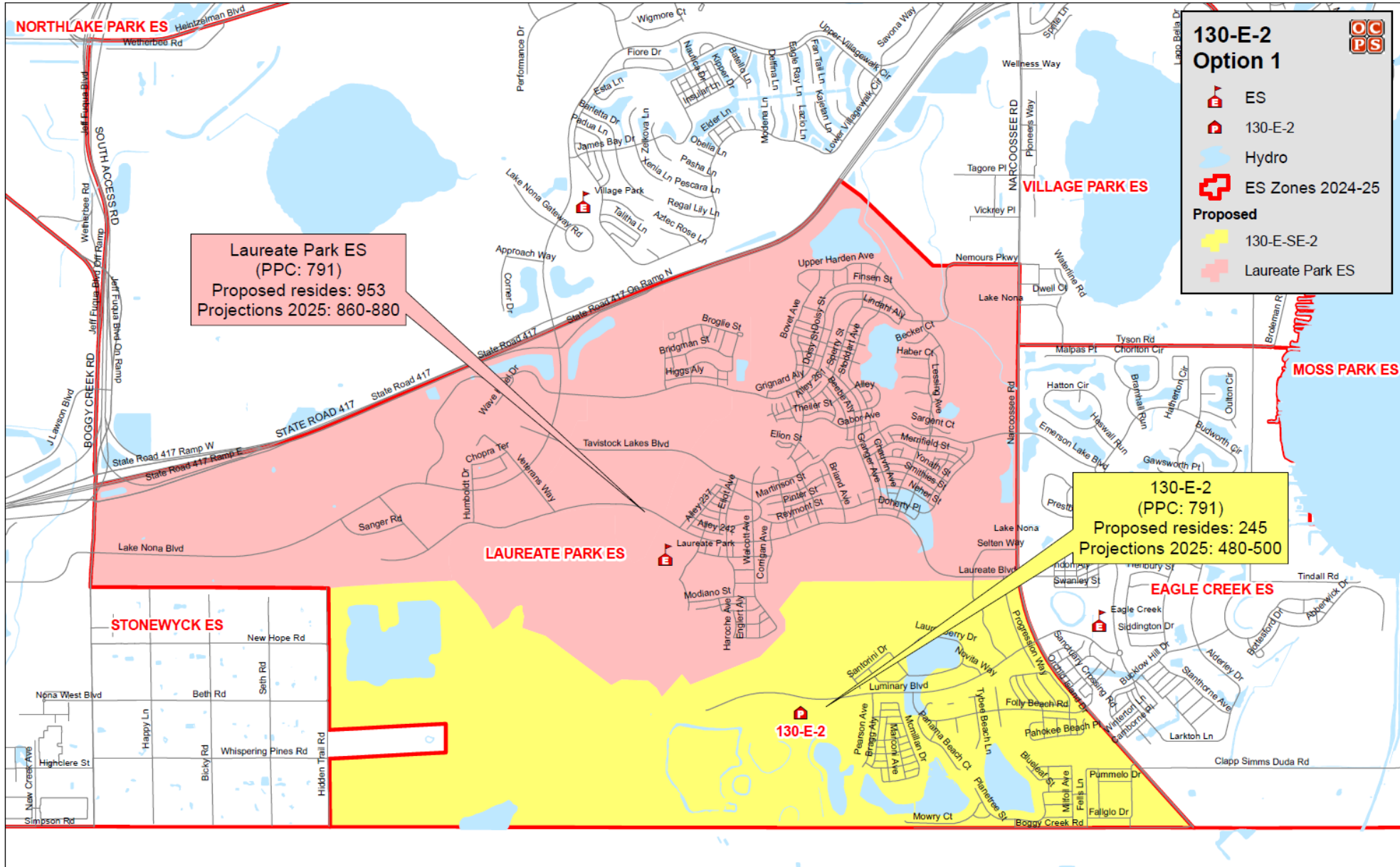
130-E-2

Growth Eastern Orange County: Elementary

STATUS

- Underway
- Platting
- Planned



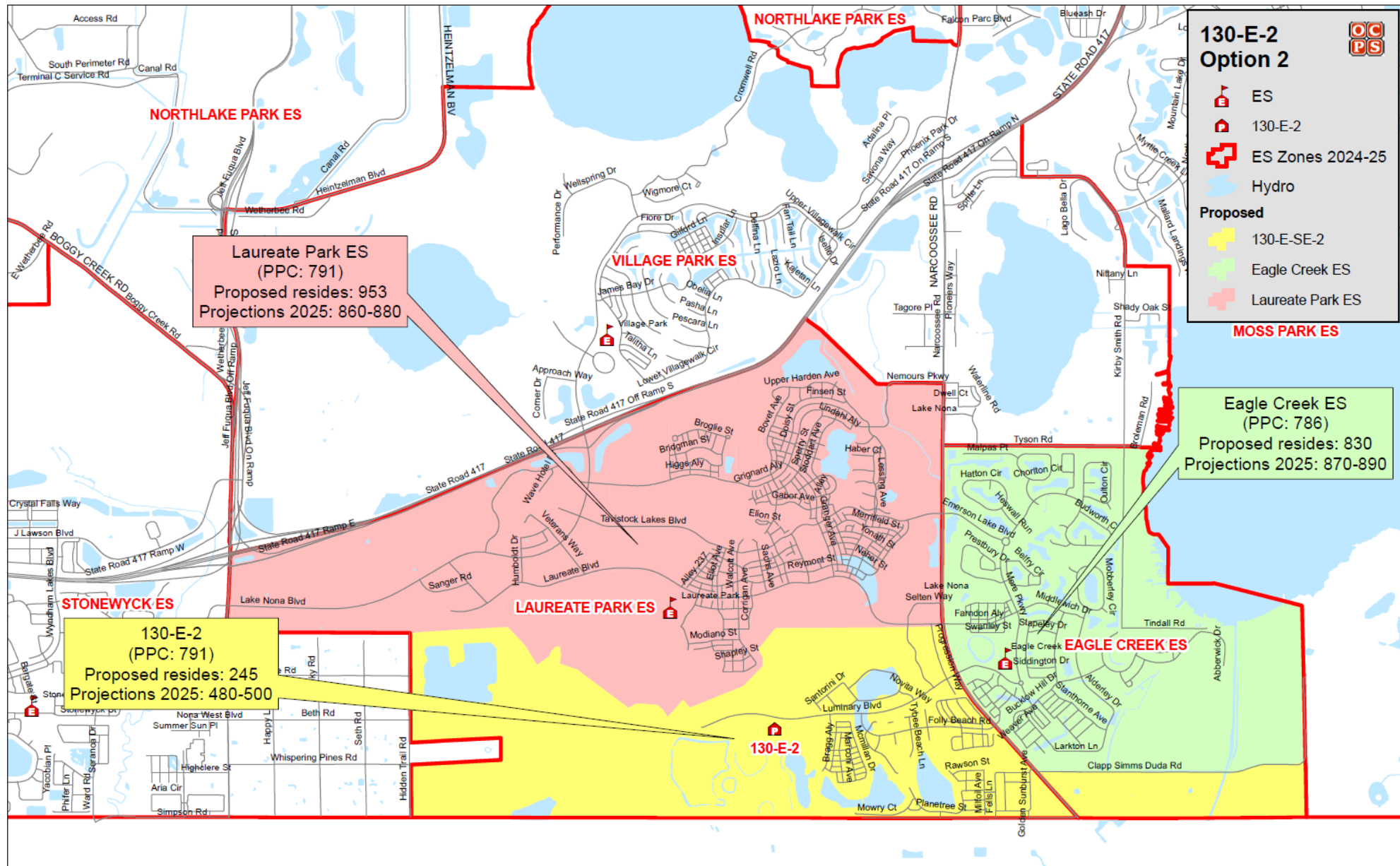


**130-E-2 Option 1**

| School (Program Capacity) | Enrollment 10/16/2023 (%W/B/O) (%Non-H/H) | Current Number of Students Residing | Proposed Resides* (%W/B/O) (%Non-H/H) (Projected Students 2025) | FARMS | ESE | ELL |
|-----------------------------------|--|--|--|---------------------------|---------------------------|---------------------------|
| | | | | C: Current P: Proposed | C: Current P: Proposed | C: Current P: Proposed |
| 130-E-2 (791) | N/A | N/A | 245 (64/13/23) (53/47) (480-500) | C: N/A P: 16% | C: N/A P: 9% | C: N/A P: 22% |
| Laureate Park ES (791) | 1,163 (73/7/20) (58/42) | 1,198 | 953 (76/5/19) (61/39) (860-880) | C: 13% P: 12% | C: 8% P: 8% | C: 12% P: 9% |
| (1,582) | Total 1,163 | Total 1,198 | Total 1,198 | | | |

FARMS, ESE, & ELL numbers reflect students currently residing in these school zones

*Geo-coded students for the 2023-24 school year



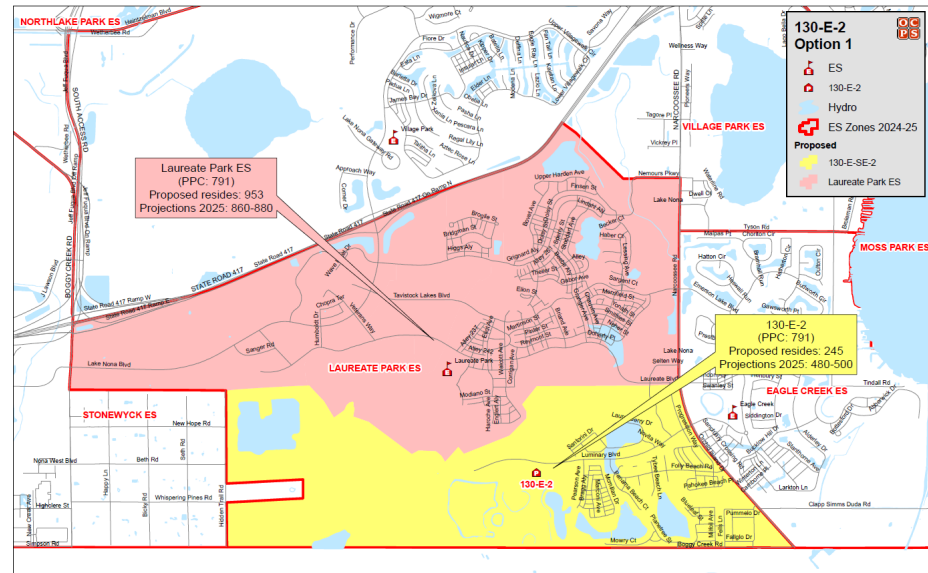
Rezoning - Spring 2024

**130-E-2 Option 2**

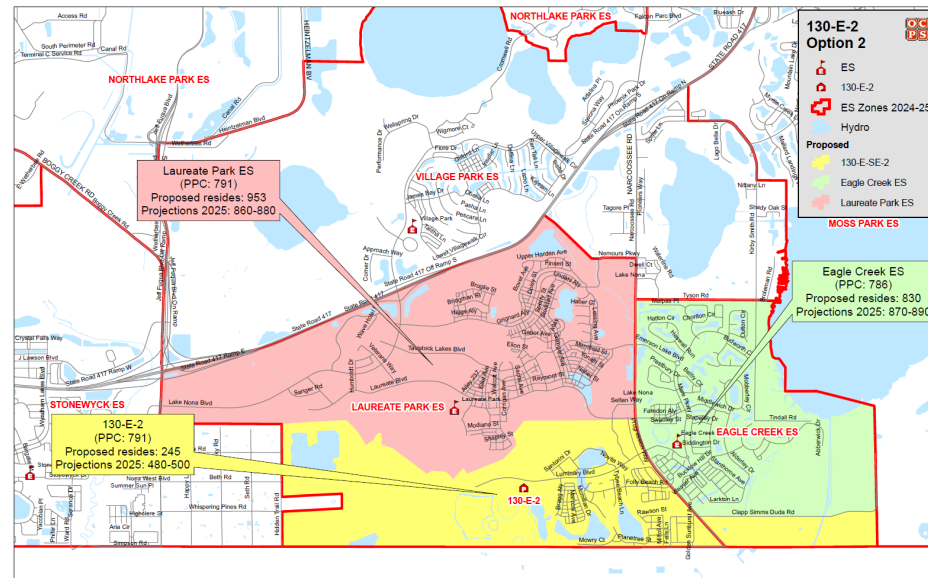
| School (Program Capacity) | Enrollment 10/16/2023 (%W/B/O) (%Non-H/H) | Current Number of Students Residing | Proposed Resides* (%W/B/O) (%Non-H/H) (Projected Students 2025) | FARMS | ESE | ELL |
|-----------------------------------|--|--|--|---------------------------|---------------------------|---------------------------|
| | | | | C: Current P: Proposed | C: Current P: Proposed | C: Current P: Proposed |
| 130-E-2 (791) | N/A | N/A | 245 (64/13/23) (53/47) (480-500) | C: N/A P: 16% | C: N/A P: 9% | C: N/A P: 22% |
| Eagle Creek ES (786) | 842 (74/8/18) (45/55) | 830 | 830 (73/7/20) (47/53) (870-890) | C: 19% P: 19% | C: 10% P: 10% | C: 19% P: 19% |
| Laureate Park ES (791) | 1,163 (73/7/20) (58/42) | 1,198 | 953 (76/5/19) (61/39) (860-880) | C: 13% P: 12% | C: 8% P: 8% | C: 12% P: 9% |
| (2,368) | Total 2,005 | Total 2,028 | Total 2,028 | | | |

FARMS, ESE, & ELL numbers reflect students currently residing in these school zones

*Geo-coded students for the 2023-24 school year




Rezoning - Spring 2024



Rezoning - Spring 2024

Options Overview

|  Options Overview for 130-E-2 | | |
|---|--|--|
| School (Program Capacity) | Option 1 | Option 2 |
| | Students residing Students projected 2025 | Students residing Students projected 2025 |
| 130-E-2 (791) | 245 (480-500) | 245 (480-500) |
| Eagle Creek ES (786) | | 830 (870-890) |
| Laureate Park ES (791) | 953 (860-880) | 953 (860-880) |

Not included in the rezoning

Community Input Survey

| Rezoning | Survey Links |
|--|---|
| Ocoee Crown Point PUD Alignment - Technical Rezoning | https://arcg.is/19unq40 |
| Piedmont Lakes MS - Apopka MS Adjustment - Targeted Rezoning | https://arcg.is/10K0ay0 |
| Wekiva HS - Apopka HS Adjustment - Targeted Rezoning | https://arcg.is/19unq40 |
| Millennia Gardens Option – Targeted Rezoning | https://arcg.is/HjGC |
| 130-E-2 – Relief School | https://arcg.is/08az9P |

By 7:00 AM Monday, March 11, 2024

One input per household

Questions and Answers